


TRIPURA

Annual Action Plan-2013-14 under MM-II of Horticulture Mission for North East and Himalayan States (HMNEH).

(Rs. in lakh)


Sl. No	Component	Unit	Rate of Assistance	South Tripura Dist.		West Tripura		Dhalai Tripura		North Tripura Dist.		Headquarter		Total	
				Phy	Fin	Phy	Fin	Phy	Fin	Phy	Fin	Phy	Fin	Phy	Fin
1	Production of planting materials														
i	Private Sector														
a	Big Nursery (min. 4 ha per unit)	nos	12.50		0.00	1	12.50		0.00		0.00			1	12.50
b	Small Nursery (min. 1 ha per unit)	nos	3.13	2	6.25	4	12.50	1	3.13	1	3.13			8	25.00
ii	Public Sector														
a	Big Nursery (min. 4 ha per unit)	nos	25.00	1	25.00	1	25.00	1	25.00		0.00			3	75.00
b	Small Nursery (min. 1 ha per unit)	nos	6.25	2	12.50	3	18.75	1	6.25	2	12.50			8	50.00
iv	Assistance to TPS Centre	nos.	25.00		0.00	1	25.00		0.00		0.00			1	25.00
v	Seed Production for vegetables & Rhizomatic Spices														
a	Open pollinated crops (Private Sector)	ha	0.23	8	1.80	9	2.03	2	0.45	3	0.68			22	4.95
b	Open pollinated crops (Public Sector)	ha	0.30	10	3.00	5	1.50	5	1.50	5	1.50			25	7.50
vi	Import of planting material for trial and demo. purpose		10.00		0.00	1	10.00							1	10.00
2	Area expansion (Ha.)														
I	Fruits														
i	Cost intensive crops														
a	Strawberry	ha	0.750			10	7.50							10	7.50
ii	High Density Planting														
a	Mango	ha	0.360	200	72.00	220	79.20	50	18.00	65	23.40			535	192.60
b	Guava	ha	0.360	50	18.00	90	32.40	20	7.20	20	7.20			180	64.80
c	Litchi	ha	0.360	80	28.80	80	28.80	20	7.20	20	7.20			200	72.00
d	Mosambi	ha	0.360	60	21.60	100	36.00	30	10.80	35	12.60			225	81.00
e	Papaya	ha	0.360	170	61.20	250	90.00	100	36.00	130	46.80			650	234.00
f	Banana sucker	ha	0.360	155	55.80	230	82.80	135	48.60	120	43.20			640	230.40
g	Pineapple	ha	0.360	100	36.00	160	57.60	125	45.00	120	43.20			505	181.80
iii	Normal Spacing														
a	Mango	ha	0.180	50	9.00	135	24.30	10	1.80	35	6.30			230	41.40
b	Ber	ha	0.180	30	5.40	45	8.10	10	1.80	15	2.70			100	18.00
c	Mosambi	ha	0.180	30	5.40	70	12.60	20	3.60	30	5.40			150	27.00
d	Lime/Lemon	ha	0.180	60	10.80	150	27.00	100	18.00	40	7.20			350	63.00
e	Orange (Khashi Mandarin/ Kinnow)	ha	0.180	60	10.80	190	34.20	30	5.40	50	9.00			330	59.40
iv	Maintenance														
	2nd year	ha		640	95.66	1195	174.15	305	46.52	345	50.19			2485	366.53


 (N. GANATOMBA SINGH)
 Joint Under Secretary
 Hort. Works/ Govt. of India
 Hort. Div., Min. of Agriculture
 Govt. of India, New Delhi


Sl. No	Component	Unit	Rate of Assistance	South Tripura Dist.		West Tripura		Dhalai Tripura		North Tripura Dist.		Headquarter		Total	
				Phy	Fin	Phy	Fin	Phy	Fin	Phy	Fin	Phy	Fin	Phy	Fin
	3rd year	ha		281	16.86	210	12.60	124	7.44	159	9.54			774	46.44
II	Vegetable (hybrid)														
	Winter Vegetables														
a	Cabbage	ha	0.338	100	33.75	215	72.56	70	23.63	80	27.00			465	156.94
b	Cauliflower	ha	0.338	100	33.75	215	72.56	70	23.63	80	27.00			465	156.94
c	Tomato	ha	0.338	90	30.38	175	59.06	65	21.94	70	23.63			400	135.00
d	Capsicum	ha	0.338	25	8.44	50	16.88	15	5.06	20	6.75			110	37.13
e	Potato (TPS)	ha	0.338	300	101.25	220	74.25	100	33.75	100	33.75			720	243.00
f	Brinjal	ha	0.338	65	21.94	105	35.44	35	11.81	50	16.88			255	86.06
g	Carrot	ha	0.338	25	8.44	60	20.25	15	5.06	20	6.75			120	40.50
h	Water mellon	ha	0.338	110	37.13	215	72.56	60	20.25	30	10.13			415	140.06
i	French bean	ha	0.338	30	10.13	40	13.50	15	5.06	25	8.44			110	37.13
j	Garden Pea	ha	1.338	20	26.75	70	93.63	15	20.06	20	26.75			125	167.19
k	Green Chilli	ha	1.338	50	66.88	150	200.63	50	66.88	50	66.88			300	401.25
	Summer Vegetables														
a	Cabbage	ha	0.338	35	11.81	75	25.31	25	8.44	30	10.13			165	55.69
b	Cauliflower	ha	0.338	35	11.81	75	25.31	25	8.44	15	5.06			150	50.63
c	Tomato	ha	0.338	15	5.06	20	6.75	5	1.69	5	1.69			45	15.19
d	Bhendi	ha	0.338	75	25.31	180	60.75	50	16.88	60	20.25			365	123.19
e	Cowpea	ha	0.338	50	16.88	130	43.88	30	10.13	30	10.13			240	81.00
f	Pointed Gourd	ha	0.338	30	10.13	100	33.75	20	6.75	30	10.13			180	60.75
g	Spine Gourd	ha	0.338	25	8.44	75	25.31	5	1.69	20	6.75			125	42.19
h	Summer Radish	ha	0.338	25	8.44	35	11.81	15	5.06	20	6.75			95	32.06
j	Green Chilli	ha	0.338	50	16.88	100	33.75	20	6.75	30	10.13			200	67.50
iv	Flowers														
i	Cut Flower														
a	Rose	ha	0.5250	15	7.88	5	2.63	10	5.25	5	2.63			35	18.38
ii	Bulbous Flower														
a	Gladiolus	ha	0.6750	10	6.75	30	20.25	5	3.38	5	3.38			50	33.75
b	Tuberose	ha	0.6750	10	6.75	30	20.25	5	3.38	5	3.38			50	33.75
iii	Loose Flower														
a	Marigold	ha	0.1800	10	1.80	70	12.60	5	0.90	5	0.90			90	16.20
v	Spices														
i	Seed spices & rhizome spices														
a	Ginger	ha	0.1875	50	9.38	60	11.25	30	5.63	30	5.63			170	31.88
b	Turmeric	ha	0.1875	40	7.50	50	9.38	20	3.75	20	3.75			130	24.38
ii	Perennial Spices														
a	Black Pepper	ha	0.3000	20	6.00	30	9.00	5	1.50	10	3.00			65	19.50

(Mr. SANATOMSA SINGH)
 Joint Secretary/Under Secretary
 to the Secretary/Chief Secretary
 to the Government of Assam
 420, 421, 422, 423, 424, 425, 426, 427, 428, 429, 430, 431, 432, 433, 434, 435, 436, 437, 438, 439, 440, 441, 442, 443, 444, 445, 446, 447, 448, 449, 450, 451, 452, 453, 454, 455, 456, 457, 458, 459, 460, 461, 462, 463, 464, 465, 466, 467, 468, 469, 470, 471, 472, 473, 474, 475, 476, 477, 478, 479, 480, 481, 482, 483, 484, 485, 486, 487, 488, 489, 490, 491, 492, 493, 494, 495, 496, 497, 498, 499, 500, 501, 502, 503, 504, 505, 506, 507, 508, 509, 510, 511, 512, 513, 514, 515, 516, 517, 518, 519, 520, 521, 522, 523, 524, 525, 526, 527, 528, 529, 530, 531, 532, 533, 534, 535, 536, 537, 538, 539, 540, 541, 542, 543, 544, 545, 546, 547, 548, 549, 550, 551, 552, 553, 554, 555, 556, 557, 558, 559, 560, 561, 562, 563, 564, 565, 566, 567, 568, 569, 570, 571, 572, 573, 574, 575, 576, 577, 578, 579, 580, 581, 582, 583, 584, 585, 586, 587, 588, 589, 590, 591, 592, 593, 594, 595, 596, 597, 598, 599, 600, 601, 602, 603, 604, 605, 606, 607, 608, 609, 610, 611, 612, 613, 614, 615, 616, 617, 618, 619, 620, 621, 622, 623, 624, 625, 626, 627, 628, 629, 630, 631, 632, 633, 634, 635, 636, 637, 638, 639, 640, 641, 642, 643, 644, 645, 646, 647, 648, 649, 650, 651, 652, 653, 654, 655, 656, 657, 658, 659, 660, 661, 662, 663, 664, 665, 666, 667, 668, 669, 670, 671, 672, 673, 674, 675, 676, 677, 678, 679, 680, 681, 682, 683, 684, 685, 686, 687, 688, 689, 690, 691, 692, 693, 694, 695, 696, 697, 698, 699, 700, 701, 702, 703, 704, 705, 706, 707, 708, 709, 710, 711, 712, 713, 714, 715, 716, 717, 718, 719, 720, 721, 722, 723, 724, 725, 726, 727, 728, 729, 730, 731, 732, 733, 734, 735, 736, 737, 738, 739, 740, 741, 742, 743, 744, 745, 746, 747, 748, 749, 750, 751, 752, 753, 754, 755, 756, 757, 758, 759, 760, 761, 762, 763, 764, 765, 766, 767, 768, 769, 770, 771, 772, 773, 774, 775, 776, 777, 778, 779, 780, 781, 782, 783, 784, 785, 786, 787, 788, 789, 790, 791, 792, 793, 794, 795, 796, 797, 798, 799, 800, 801, 802, 803, 804, 805, 806, 807, 808, 809, 810, 811, 812, 813, 814, 815, 816, 817, 818, 819, 820, 821, 822, 823, 824, 825, 826, 827, 828, 829, 830, 831, 832, 833, 834, 835, 836, 837, 838, 839, 840, 841, 842, 843, 844, 845, 846, 847, 848, 849, 850, 851, 852, 853, 854, 855, 856, 857, 858, 859, 860, 861, 862, 863, 864, 865, 866, 867, 868, 869, 870, 871, 872, 873, 874, 875, 876, 877, 878, 879, 880, 881, 882, 883, 884, 885, 886, 887, 888, 889, 890, 891, 892, 893, 894, 895, 896, 897, 898, 899, 900, 901, 902, 903, 904, 905, 906, 907, 908, 909, 910, 911, 912, 913, 914, 915, 916, 917, 918, 919, 920, 921, 922, 923, 924, 925, 926, 927, 928, 929, 930, 931, 932, 933, 934, 935, 936, 937, 938, 939, 940, 941, 942, 943, 944, 945, 946, 947, 948, 949, 950, 951, 952, 953, 954, 955, 956, 957, 958, 959, 960, 961, 962, 963, 964, 965, 966, 967, 968, 969, 970, 971, 972, 973, 974, 975, 976, 977, 978, 979, 980, 981, 982, 983, 984, 985, 986, 987, 988, 989, 990, 991, 992, 993, 994, 995, 996, 997, 998, 999, 1000

Sl. No	Component	Unit	Rate of Assistance	South Tripura Dist.		West Tripura		Dhalai Tripura		North Tripura Dist.		Headquarter		Total	
				Phy	Fin	Phy	Fin	Phy	Fin	Phy	Fin	Phy	Fin	Phy	Fin
3	Rejuvenation														
	Rejuvenation(Replacement of senile plantation /Canopy mgt./ Top Working)	ha	0.150	200	30.00	250	37.50	75	11.25	100	15.00			625	93.75
4	Creation of Water Sources (No.)														
i	Community Tank/ onfarm pond with use of plastic/RCC lining (100 m X 100m X 3m)	nos	17.250	2	34.50	4	69.00	1	17.25	1	17.25			8	138.00
ii	Water harvesting system for individual (20m X 20m X 3m pond) /Tube well/Dug Well	nos	1.030	50	51.50	80	82.40	10	10.30	15	15.45			155	159.65
5	Promotion of INM/IPM														
i	Promotion of INM/IPM	ha	0.010	600	6.00	400	4.00	150	1.50	200	2.00			1350	13.50
6	Organic farming														
i	Vermicompost unit														
a	Permanent structure	nos	0.300	20	6.00	100	30.00	17	5.10	20	6.00			157	47.10
b	HDPE vermi bed	nos	0.050	100	5.00	225	11.25	100	5.00	100	5.00			525	26.25
7	Pollination support through Bee Keeping														
i	Honey bee colony	nos	0.007									1400	9.80	1400	9.80
ii	Bee hives	nos	0.008									1400	11.20	1400	11.20
iii	Equipments including honey extractor(4 frame), food grade container, etc	nos	0.070									350	24.50	350	24.50
8	Horticulture Mechanization														
i	Power operated machines/Power saw	nos	0.175	30	5.25	50	8.75	10	1.75	10	1.75			100	17.50
9	Human Resource Development														
i	Training of farmers including women														
a	Within the District for 1 day	nos	0.004	1300	5.20	1700	6.80	600	2.40	900	3.60			4500	18.00
b	Within the State for 4 days	nos.	0.030	260	7.80	340	10.20	120	3.60	180	5.40			900	27.00
c	Outside State for 7 days	nos.	0.070	30	2.10	60	4.20	20	1.40	40	2.80			150	10.50
ii	Exposure visit of farmers including women														
a	Within the District for 1 day	nos	0.0025	650	1.63	850	2.13	300	0.75	450	1.13			2250	5.63
b	Within the State for 2 days	nos.	0.0060	260	1.56	340	2.04	120	0.72	180	1.08			900	5.40
c	Out side the state for 7 days	nos.	0.0420	30	1.26	60	2.52	20	0.84	40	1.68			150	6.30


 (N. SANATOMBA SINGH)
 Under Secretary
 Govt. of Tripura
 Min. of Agriculture
 & Fisheries
 Dis. & Comm.

Sl. No	Component	Unit	Rate of Assistance	South Tripura Dist.		West Tripura		Dhalai Tripura		North Tripura Dist.		Headquarter		Total	
				Phy	Fin	Phy	Fin	Phy	Fin	Phy	Fin	Phy	Fin	Phy	Fin
iv	Development of Tech Packages in Electronic form to be shared through IT Network	nos	1.000	1	1.00	1	1.00	1	1.00	1	1.00			4	4.00
10	Special Intervention														
i	Tackling of Emergent/ unforeseen requirement of Implementing Agencies												10.00		10.00
11	Mission Management														
i	Project management(project based)including addl. Manpower ,project cost,hire/purchase of vehicle,hardware/software etc./Developmet of technology packages in electronic form to be shared through IT network (No.)				7.00		10.00		6.00		7.18		27.00		49.91
ii	Seminar/ Conference/ Mela/ Horti. Expo etc.														
a	State Level (event)												3.00		3.00
b	District Level (event)				4.00		6.00		2.00		4.00				16.00
	GRAND TOTAL				1205.28		2185.60		691.26		739.64		85.50		4900.00
1. The beneficiaries list alongwith Survey No. should be submitted and the same will be enclosed alongwith the action plan of next two years to avail subsequent installments of subsidy under area expansion component.															
2. As per State Action Plan, District level Action Plans have been approved, no deviation of Action Plan would be allowed without the prior approval of the Ministry, for strict compliance and implementation.															
3. No interchange of components from one component to other would be allowed without the approval of the Ministry.															
TRIPURA									Category wise Allocation of fund			Gen.	2480.00	4900.00	
												SC	1120.00		
												ST	1300.00		


 (N. SANATOMBA SINGH)
 Under Secretary
 Govt. of India
 Ministry of Agriculture
 New Delhi