


HIMACHAL PRADESH


Annual Action Plan-2013-14 under MM-II of Horticulture Mission for North East and Himalayan States (HMNEH).

(Rs. in lakh)

S. No.	Component	Rate of assistance	Total	
			Phy.	Fin.
1	Production of Planting material (No.)			
	a. Small Nursery Pvt. Sec	3.125	6	18.75
	b. Rehabilitation of Existing Tissue Culture unit (Public)	15	1	15.00
2	Area Expansion (Ha.)			
A	Fruits			
	i Cost Intensive Crops			
	a. Fruit crops like Strawberry, Kiwi, @ Rs. 45000/ ha 1st year	0.75	18	13.50
	b. High Density Planting (Apple, Pear, Peach, Mango, Guava, Pomegranate, Grapes etc.) 1 st Year	0.36	104	37.44
	c. High Density Planting (Apple, Pear, Peach, Mango, Guava, Pomegranate, Grapes etc.) 2 nd year	0.12	61	7.32
	d. High Density Planting (Apple, Pear, Peach, Mango, Guava, Pomegranate, Grapes etc.) 3 rd year	0.12	11	1.32
	e. Fruit crops other than cost intensive crops using normal spacing (1 st Year)	0.18	655	117.90
B	Maintenance (2nd and 3rd year)			
	i 2 nd year @ Rs.6000/=ha. 2011-12	0.06	764	45.84
	ii 3 rd year @ Rs.6000/=ha. 2010-11	0.06	767	46.02
C	Vegetables (ha)			0.00
	i Open pollinated	0.225	388	87.30
	ii Hybrid	0.3375	230	77.63
D	Mushroom Development			0.00
	i Spawn making Unit Private sector	7.5	2	15.00
	ii Compost Making unit Private sector	10	4	40.00
E	Spices(ha)			0.00
	a. Seed spices and Rhizomatic spices	0.1875	97	18.19
F	Flowers(Max area 2 ha per beneficiary)			0.00
	a. Cut flowers	0.525	30	15.75
	b. Bulbous flowers	0.675	20	13.50
	c. Loose flowers	0.18	90	16.20
3	Creation of water resources			0.00
	a. Community Tank/ On farm Pond/On farm Water Reservoirs with use of plastic /RCC Lining (Unit)	17.25	1	17.25
	b. Water harvesting system for individuals- for storage of water in 20mx20mx3m pond / tube wells /dug wells	1.03	264	271.92
4	Protected Cultivation			0.00
	i Green House Structures (sq m)			0.00
	a. Fan and pad system (sq m)	0.00732.5	17500	128.19
	b. Tubular Structure (sq m)	0.00467.5	131000	612.43
	c. Wooden Structure	0.00258	1000	2.58
	d. Bamboo Structure	0.00188	500	0.94


 Anant Kumar Singh
 Joint Secretary
 Horticulture, Govt. of India
 Deptt. of Agriculture
 Block, Old Civil & Cr.
 New Delhi

S. No.	Component	Rate of assistance	Total	
			Phy.	Fin.
ii	Shade Net House			0.00
	a. Tubular Structure	0.003	12000	36.00
	b. Bamboo Structure	0.00205	2000	4.10
	c. Wooden structure	0.0015	1000	1.50
iii	Plastic Tunnels (sq m)	0.00015	2000	0.30
iv	Anti Hail Net (sq m)	0.0001	2002400	200.24
v	Plastic Mulch (ha.)	0.1	40	4.00
vi	Cost of Planting material of High Value Vegetables grown in Poly House (sq m)	0.000525	50000	26.25
vii	Cost of Planting material of High Value flowers grown in Poly House (sq m)	0.0025	71560	178.90
5	Promotion of INM/IPM (ha)			0.00
	a. Promotion of INM/IPM (ha)	0.01	100	1.00
	b. Tissue/Leaf Analysis Lab. (Pub.)	20	1	20.00
6	Organic Farming			0.00
i	Adoption of organic Farming 1 st year (ha)	0.04	100	4.00
ii	Adoption of organic Farming 2nd year (ha)	0.03	35	1.05
iii	Adoption of organic Farming 3rd year (ha)	0.03	68	2.04
iii	Vermi compost unit (No.)	0.3	940	282.00
7	Pollination through Bee Keeping			0.00
i	Bee Colonies (No. of Colonies)	0.007	1200	8.40
ii	Bee Hives (No. of Bee hives)	0.008	1200	9.60
iii	Equipments including Honey Extractor, Food grade Container, Net etc. (No. of Set)	0.07	20	1.40
8	Mechanization of Horticulture			0.00
i	Power operated machines/Tools including power saw and Plant Protection equipments etc. (No.)	0.175	2700	472.50
ii	Power machines(up to 20BHP) with Rotavator/ Equipments (No.)	0.6	189	113.40
9	Human Resource Development(HRD)			0.00
i	Training of Farmers including Women			0.00
	a. Within Distt. Rs. 400/- day / farmer	0.004	3200	12.80
	b. Within State Rs.700 /- day /farmer	0.0075	3050	22.88
	c. Outside the state Rs. 1000/- day /farmer	0.01	2200	22.00
ii	Exposure visit of farmers including women			0.00
	a. Within Distt. Rs. 250/- day /farmer	0.0025	2430	6.08
	b. Within State Rs. 300 /- day /farmer	0.003	2850	8.55
	c. Outside the State Rs. 600/- day /farmer	0.006	2100	12.60
10	Training/Study Tour of Technical officers/Field functionaries involved in implementation of the scheme at Central/State level including women			0.00
	a. Study tour / training in progressive states /unit including women officers	0.0065	200	1.30
	b. Information dissemination through publicity, printed literature advertisements etc.	0.4	12	4.80
11	Special Interventions			0.00
	Tackling of Emergent/ Unforeseen Requirements of State Govt./ Implementing Agencies.	0	0	10.00


 सहायक निदेशक (वि.)
 सानु कुमार सिंह
 राज्य सरकार, कृषि विभाग
 जयपुर, राजस्थान
 भारत


S. No.	Component	Rate of assistance	Total	
			Phy.	Fin.
12	Mission Management			0.00
i	Project management including additional manpower & project preparation cost, Computerization, contingencies etc.		0	48.86
ii	Institutional strengthening, hiring of vehicle, Purchase/Repair of hardware / software etc.		0	45.50
iii	Seminars, Conferences, Exhibitions, Kisan Mela Hort. Expo etc.			0.00
	a. State level event (per event)	3	2	6.00
	b. Distt. Level Event (Per event)	2	6	12.00
	Grand Total			3200.00

1. The beneficiaries list alongwith Survey No. should be submitted and the same will be enclosed alongwith the action plan of next two years to avail subsequent installments of subsidy under area expansion component.

2. As per State Action Plan, District level Action Plans have been approved, no deviation of Action Plan would be allowed without the prior approval of the Ministry, for strict compliance and implementation.

3. No interchange of components from one component to other would be allowed without the approval of the Ministry.

HIMACHAL PRADESH	Category wise Funds Allocation		
	Gen.	2272.00	3200.00
	SC	800.00	
	ST	128.00	


 (N. SANATOMBA SINGH)
 Under Secretary
 Ministry of Agriculture
 Govt. of India
 New Delhi