

F. No. 33-7/2017-MIDH (AAP)
Government of India
Ministry of Agriculture
Department of Agriculture & Cooperation
(Horticulture Division)

Room No.- 434
Krishi Bhawan, New Delhi
Dated: 29th May, 2020

To

Commissioner & Mission Director (Hort.),
State Horticulture Mission,
Government of Andhra Pradesh,
Public Gardens, Hyderabad – 500 004

Subject: Implementation of National Horticulture Mission (NHM) under Mission for Integrated Development of Horticulture (MIDH) programme- Approval of Annual Action Plan (AAP) 2020-21-regarding.


Sir,

I am directed to convey approval for implementation of National Horticulture Mission (NHM) programme under MIDH in the State of Andhra Pradesh during 2020-21 with total outlay of Rs. 19000.00 lakhs (including Rs. 4594.31 Lakh Spill over activity/Committed liabilities) as per following details:


	GOI Share (60%)	State Share (40%)	(Rs. In lakh) Total
Total Outlay-2020-21	11400.00	7600.00	19000.00
Spill over Activity	2756.59	1837.72	4594.31
Total	14156.58	9437.72	23594.31

2. The component wise details of Annual Action Plan, 2020-21 indicating physical targets and financial outlay are enclosed. Details are also available on NHM website. The approval is subject to the following terms and conditions:-

- I. The State Horticulture Mission (SHM) may start implementation of the programme for activities other than project-based and submit the proposals for project based activities for approval of Empowered Committee of MIDH. For the project based activities, for which powers have been delegated to State Level Executive Committee (SLEC), the minutes of SLEC meeting wherein projects are approved may be furnished to this Department along with details of beneficiaries, location, bank loan, etc. to facilitate release of funds.
- II. Expenditure on approved activities shall be in conformity with the norms laid down in the operational guidelines of the scheme.
- III. SHM should make advance arrangement for procurement of planting material from accredited nurseries/certified planting material/certified seeds for ensuing season. SHM should have a mechanism in place for the proper certification and distribution of planting material/seeds. Sourcing of planting material/seeds from ICAR institutes, SAUs, KVKs and Government Department is to be given priority over other sources. **Area Expansion shall be restricted to availability of planting material from accredited nurseries/certified Planting Material.** In case of Truthfully Labelled (TL) seeds, it should be procured only from public sector agencies. Merely procurement of the planting material/seed through the public sector agencies like Seed Corporation, Agro Corporation and other agencies do not ensure the quality of planting material/seed as they do not produce the same. SHM should ensure that


29/5

- these public sector agencies procure certified material and in case certified material is not available, seedlings/ TL seeds are to be procured only from ICAR institutes, SAUs, KVKs and Government Departments.
- IV. More focus is to be given on enhancing productivity of horticulture crops for the holistic development supported with infrastructure for Pre- and Post- Harvest Management and Marketing.
 - V. To improve the productivity of existing old and senile orchards, there is need to identify gaps and revise the existing strategy for achieving the desired results. A proper mechanism needs to be devised to disseminate technology and train farmers on rejuvenation technology. Exposure visit of farmers should be organized to those institutes/ places where rejuvenation technology has been developed and also adopted by the farmers. Chief Consultants under NHM will visit the State and discuss this matter with the SHM.
 - VI. The programme for protected cultivation and lining of Community tanks/ponds should be taken up in close coordination with the Precision Farming Development Centre (PFDC) in the State.
 - VII. Protected Cultivation of vegetables should be promoted under NHM in clusters around major cities/metros. These clusters may be provided with other infrastructural facilities like pre-cooling units, cold storages, reefer vans, vending carts etc. and marketing arrangements may be tied up by linking with cooperatives/private retail chains like SAFAL, farmer markets.
 - VIII. Organic farming should be linked to certification. No separate funds will be provided for adoption of organic farming alone. Arrangements should also be made by the SHM or concerned agency for the marketing of organic produce. Selection of Service Provider Agencies is to be done by adoption of competitive bidding.
 - IX. IPM measures should be need based and are to be taken after clearly identifying the problem of pests/disease in the clusters. INM measures are to be adopted in the clusters to correct soil deficiency and reduce excessive dependence on chemical fertilizers.
 - X. The creation of water harvesting structure should be implemented in conjunction with Mahatma Gandhi National Rural Employment Guarantee Scheme (MNREGA) wherever feasible and should be compulsorily linked with the new area expansion and micro-irrigation programmes.
 - XI. For implementation of horticulture mechanization, PHM, marketing and mobile/primary processing activities, SHM should make efforts to organize self-help groups, farmers' interest groups, growers association at local level and also involve Panchayats, Cooperatives, Producers Company etc. In this regard, SHM is to play pro-active role and should appoint one senior level officer as nodal officer and make him responsible for these components.
 - XII. Efforts should also be made for the buyback arrangements of the horticulture produce.
 - XIII. SHM should involve State Agricultural University and ICAR Institutes in the State for the extension activities under NHM.
 - XIV. SHM shall document the Annual Report and success stories and furnish them to DAC&FW.
 - XV. The SHM should also conduct Impact Evaluation Study through independent organization of repute in the State.
 - XVI. While implementing the NHM programme, convergence and synergy should be ensured with the other schemes like Micro Irrigation, RKVY, PKVY, MNREGS, National Mission on Medicinal Plants, AEZs of APEDA, Tribal Sub Plan, Mega Food Parks of Ministry of Food Processing Industries, Watershed Development Programmes, BRGF and Schemes of the State Government.
 - XVII. The Audited Statement of Accounts (ASA) for 2018-19 and Utilization Certificate for 2019-20, if not submitted so far, should be furnished to facilitate release of funds during 2020-21.


29/5

- XVIII. According to the provisions of the Fiscal Responsibilities and Budget Management (FRBM) Act, 2003 and Rules thereof, regular feedback from the implementing agencies on the physical and financial progress of the activities is necessary for periodical review.
- XIX. The monthly physical and financial progress may be posted on the website www.midh.gov.in by the 5th of every month and certified hard copy be furnished to this Department by the 10th of every month following the month under report.. Status of project based proposals need also to be uploaded on NHM website.
- XX. Expenditure reported in the Utilization Certificate should match with the progress reported in HORTNET/DBT portal and will be used to consider the request from State for release of funds.
- XXI. SHM should ensure that all capacity building programs should be as per Qualification Pack (QP) of ASCI and only needs to be run in ASCI accredited training Institutes. Required entry of achievement needs to be done on Skill India portal.
- XXII. It may be noted that the release of funds would be subject to the furnishing of requisite information as mentioned above. In addition to that, a mid-term review would be undertaken at appropriate time.

3. Rs. 10.00 crore proposed under Flexi funds component for Covid – 19 has not been approved. You are requested to submit additional Action Plan for Rs. 10.00 crore earmarked in this regard in your proposal.


4. In view of the directions of Department of Expenditure, Government of India, SHM is requested to restrict the expenditure under Mission Management activities to bare minimum and need based only.

5. No purchase of vehicles is permitted from the funds of MIDH.

6. Approval of AAP may be reviewed/revised at any point of time depending upon availability of budgetary resources in view of prevailing situation due to COVID 19.

Encl: as above

Yours faithfully,



(M.K. Mishra)

Deputy Secretary to the Government of India

Ph. No. 011-23074238

Email: midhaap@gmail.com

Copy to:

1 Tech. Dir.(NIC) for uploading

Annual Action Plan of Andhra Pradesh, 2020-21

Action Plan 2020-21										
										(Rs. in Lakhs)
S. No	Activity	Maximum permissible cost	Pattern of Assistance	AAP 2020-21				Spill Over		Remarks
				Phy Target	Fin. Outlay	GOI Share 60%	State Share 40%	Phy Target	Fin. Outlay	
1	2	3	4	5	6	7	8		6	
1	Plantation Infrastructure and Development									
	Production of planting material Public Sector									
	Small Nursery (1 ha)									
	a) Public Sector	Rs. 15 lakh/one ha unit	100% to public sector and in case of private sector, credit linked back-ended subsidy of cost, subject to a maximum of Rs. 7.50 lakh/unit, as project based activity. Each nursery will produce a minimum of 25,000 numbers of mandated perennial vegetatively propagated fruit plants/tree spices/plantation crops per year, aromatic plants, duly certified for its quality.		0.00	0.00	0.00		0.00	
	b) Private Sector	Rs. 15 lakh/one ha unit		10	75.00	45.00	30.00	3	22.50	Cashew Graft, Mango, Sweet Orange, Acid Lime
	Setting up of new TC Units.									
	a) Public Sector	Rs. 250.00 lakh	100% of cost to public sector		0.00	0.00	0.00		0.00	Project to be submitted
	b) Private sector	Rs. 250.00 lakh	40% of cost to private sector		0.00	0.00	0.00	1	69.34	Project to be submitted
	Seed infrastructure									
	a) Public sector	Rs. 200.00 lakh	100% of cost		0.00	0.00	0.00		0.00	
	b) Private sector	Rs. 200.00 lakh	50% of cost	3	300.00	180.00	120.00	1	100.00	
	Sub-total Planting material			13.00	375.00	225.00	150.00	5.00	191.84	
2	Establishment of new gardens / Area Expansion									
	Fruit crops other than cost intensive crops using normal spacing (For a maximum area of 4 ha per beneficiary)									
	Fruits - Perennials									
	(a) Cost intensive crops									
	Fruit crops like Grape, Kiwi, Passion fruit etc.									
	v) Banana (TC)									
	a) Integrated package with drip irrigation.	Rs. 3.00 lakh/ha	Maximum of Rs. 1.20 lakh/ha (40 % of cost) for meeting the expenditure on planting material and cost of material for drip system, INM/IPM etc., in 2 installments (75:25).		0.00	0.00	0.00		0.00	
	b) Without integration	Rs. 1.25 lakh/ha.	Max. of Rs. 0.50 lakh per ha, (40% of cost) for meeting the expenditure on planting material and cost of INM/IPM in 2 installments (75:25). For (a) and (b) above, in the case of TSP areas, Andaman & Nicobar and Lakshadweep Islands, assistance will be @ 50% of cost in 2 installments (75:25).	3200.00	983.65	590.19	393.46		0.00	

Handwritten signature
29/5

Sub total			3200.00	983.65	590.19	393.46	0.00	0.00
Maintainance without Integration								
1st Year			2376.78	243.53	146.12	97.41		0.00
Sub total Maintainance			2376.78	243.53	146.12	97.41		0.00
vii) Papaya								
a) Integrated package with drip irrigation.	Rs. 2.00 lakh/ha.	Maximum of Rs. 0.80 lakh/ha (40% of the cost) for meeting expenditure on planting material, drip irrigation and cost of material for INM/IPM, in 2 installments (75:25).		0.00	0.00	0.00		0.00
b) Without integration	Rs. 60,000/ha	Maximum of Rs. 0.30 lakh/ha (50 % of cost) for meeting the expenditure on planting material and cost of INM/IPM in 2 installments (75:25). For (a) and (b) above, in the case of NE and Himalayan States, TSP areas, Andaman & Nicobar and Lakshadweep Islands, assistance will be @ 50% of cost in 2 installments (75:25).	2466.30	443.93	266.36	177.57		0.00
Sub total			2466.30	443.93	266.36	177.57	0.00	0.00
Maintainance without Integration								
1st Year			2716.00	162.96	97.78	65.18		0.00
Sub total Maintainance			2716.00	162.96	97.78	65.18	0.00	0.00
ix) High density planting (mango, guava, litchi, pomegranate, apple, citrus etc).								
a) Integrated package with drip irrigation	Rs. 1.50 lakh /ha	Maximum of Rs. 0.60 lakh per ha. (40% of cost) for meeting the expenditure on planting material, cost of drip system, INM/IPM, canopy management etc., in 3 installments of 60:20:20 subject to survival rate of 75% in 2nd year and 90% in 3 rd year).		0.00	0.00	0.00		0.00
b) Without Integration.	Rs. 1.00 lakh/ha.	Maximum of Rs. 0.40 lakh/ha (40% of the cost) for meeting the expenditure on planting material and cost of INM/IPM in 3 installments (60:20:20). For (a) and (b) above, in the case of TSP areas, Andaman & Nicobar and Lakshadweep Islands, assistance will be @ 50% of cost in 3 installments of 60:20:20 subject to survival rate of 75% in 2nd year and 90% in 3rd year)		0.00	0.00	0.00		0.00
Mango (7.5mX7.5m)			650.00	51.90	31.14	20.76		0.00
Mango (5mX5m)			50.00	4.92	2.95	1.97		
Mango (3mX2m)			30.00	7.20	4.32	2.88		
Mango (4mX2m)			30.00	6.21	3.73	2.48		
Guava(3mX3m)			550.00	96.79	58.07	38.72		
Sweet Orange (6mX6m)			2000.00	192.04	115.22	76.82		
Pomegranate (5mX3m)			750.00	120.03	72.02	48.01		

29/15

	Sub total			4060.00	479.09	287.45	191.64		
	Maintainance without Integration								
	1st Year								
	Mango (7.5mX7.5m)			476.37	12.43	7.46	4.97		
	Mango (5mX5m)			21.00	0.69	0.41	0.28		
	Mango (3mX2m)			5.78	0.46	0.28	0.18		
	Mango (4mX2m)			6.75	0.54	0.32	0.22		
	Guava(3mX3m)			475.27	27.88	16.73	11.15		
	Guava(5mX3m)			60.53	2.13	1.28	0.85		
	Pomegranate (5mX3m)			582.58	31.07	18.64	12.43		
	Sweet Orange			2092.92	66.99	40.19	26.80		
	2nd Year								
	Mango (7.5mX7.5m)			414.64	11.03	6.62	4.41		
	Mango (5mX5m)			63.03	2.07	1.24	0.83		
	Mango (3mX2m)			21.55	1.72	1.03	0.69		
	Mango (4mX2m)			30.92	2.47	1.48	0.99		
	Guava(3mX3m)			331.29	19.43	11.66	7.77		
	Sweet Orange (6mX6m)			886.84	28.39	17.03	11.36		
	Pomegranate (5mX3m)			644.44	34.38	20.63	13.75		
	Sub total Maintainance			6113.91	241.68	145.01	96.67	0.00	0.00
	Vegetable (For maximum area of 2 ha per beneficiary)								
	Hybrid	Rs.50,000/ ha	40% of cost in general areas	1200.00	240.00	144.00	96.00		Tomato
	Sub-total			1200.00	240.00	144.00	96.00	0	0.00
3	Flowers (For a maximum of 2 ha per beneficiary)								
	Loose Flowers								
	Small & Marginal Farmers	Rs. 40,000/ha	40% of cost	1505.00	240.80	144.48	96.32		Chrysanthmum, Marigold, .
	Other farmers	do	25% of cost		0.00	0.00	0.00		0.00
	Sub-total flowers			1505.00	240.80	144.48	96.32	0.0	0.00
	Plantation crops (For a maximum area of 4 ha per beneficiary)								
	Cashew								
	a) Integrated package with drip irrigation	Rs. 1.00 lakh/ha	Rs. 0.40 lakh per ha (40% of cost) for meeting the expenditure on planting material and cost of material for drip system, INM/IPM etc) in 3 installments of 60:20:20 subject to survival rate of 50% in second year and 90% in third year.		0.00	0.00	0.00		0.00
	b) Without integration	Rs. 50,000/ha	Rs.0.20 lakh per ha (40 % of cost) for meeting the expenditure on planting material and cost of material for INM/IPM in 3 installments of 60:20:20 subject to survival rate of 75% in second year and 90% in third year for a maximum area of 4 ha per beneficiary. For (a) and (b) above, in the case of TSP areas, Andaman & Nicobar and Lakshadweep Islands assistance will be @ 50% of cost in 3 installments.	200.00	24.00	14.40	9.60		0.00

Subtotal
29/15

Cocoa									
a) Integrated package with drip irrigation	Rs. 1.00 lakh/ha	Rs. 0.40 lakh per ha (40% of cost) for meeting the expenditure on planting material and cost of material for drip system, INM/IPM etc) in 3 installments of 60:20:20 subject to survival rate of 50% in second year and 90% in third year.		0.00	0.00	0.00		0.00	
b) Without integration	Rs. 50,000/ha	Rs.0.20 lakh per ha (40 % of cost) for meeting the expenditure on planting material and cost of material for INM/IPM in 3 installments of 60:20:20 subject to survival rate of 75% in second year and 90% in third year for a maximum area of 4 ha per beneficiary. For (a) and (b) above, in the case of NE and Himalayan States, TSP areas, Andaman & Nicobar and Lakshadweep Islands assistance will be @ 50% of cost in 3 installments.	2540.00	304.80	182.88	121.92		0.00	
Sub-total			2740.00	328.80	197.28	131.52	0.00	0.00	
Maintainance I year									
Cashew	Rs. 40,000ha	Maximum of Rs. 20,000/- per ha (50% of cost for meeting the expenditure on planting material and cost of material for INM/IPM etc) in 3 installments of 60:20:20 subject to survival rate of 75% in second year and 90% in third year for a maximum area of 4 ha	1170.00	46.80	28.08	18.72			Includes 1000 ha of titli affected area
Cocoa	Rs. 40,000ha	Maximum of Rs. 20,000/- per ha (50% of cost for meeting the expenditure on planting material and cost of material for INM/IPM etc) in 3 installments of 60:20:20 subject to survival rate of 75% in second year and 90% in third year for a maximum area of 4 ha	3204.84	128.19	76.92	51.28			
Maintainance II year									
Cashew	Rs. 40,000ha	Maximum of Rs. 20,000/- per ha (50% of cost for meeting the expenditure on planting material and cost of material for INM/IPM etc) in 3 installments of 60:20:20 subject to survival rate of 75% in second year and 90% in third year for a maximum area of 4 ha	101.31	4.05	2.43	1.62			

Subtotal
29/5

	Cocoa	Rs. 40,000/ha	Maximum of Rs. 20,000/- per ha (50% of cost for meeting the expenditure on planting material and cost of material for INM/IPM etc) in 3 installments of 60:20:20 subject to survival rate of 75% in second year and 90% in third year for a maximum area of 4 ha	3278.51	131.14	78.68	52.46		
	Sub-total Maintenance			7754.66	310.19	186.11	124.07	0.00	0.00
	Grand Total Area Expansion			15171.30	2716.27	1629.76	1086.51	0.00	0.00
	Grand Total Area Expansion Maintenance			18961.35	958.36	575.01	383.34	0.00	0.00
5	Rejuvenation/ replacement of senile plantation including Canopy management. Mango	Rs. 40,000/ha	50% of the total cost subject to a maximum of Rs. 20,000/ha limited to two ha per beneficiary.	2800.00	490.00	294.00	196.00		
	Sub-total			2800	490.00	294.00	196.00	0.00	0.00
	Creation of Water resources								
	Community tanks								
	i) Community tanks/on farm ponds/on farm water reservoirs with use of plastic/RCC lining - (10 ha. of command area, with pond size of 100m x 100m x								
	Community tanks/on farm ponds/on farm water reservoirs with use of plastic/RCC lining								
	Plain areas	Rs. 20.00 lakh in plain areas	100% of cost for 10 ha command areas	27	540.00	324.00	216.00		
	Hilly areas.	Rs. 25 lakh/ unit for Hilly areas.	100% of cost for 10 ha command areas.		0.00	0.00	0.00		
	ii) Water harvesting system for individuals- for storage of water in 20mx20mx3m								
	Plain areas	Rs. 1.50 lakh/unit in plain areas and	50% of cost. Maintenance to be ensured by the beneficiary.	333	249.75	149.85	99.90		
	Hilly areas.	Rs. 1.80 lakh/unit in hilly areas	50% of cost. Maintenance to be ensured by the beneficiary.		0.00	0.00	0.00		
	Sub-total			360	789.75	473.85	315.90	0	0.00
5	Protected cultivation								
	(b) Naturally ventilated system								
	(i) Tubular structure	Rs.1060/Sq.m	50% of the cost limited to 4000 Sq.m per beneficiary.		0.00	0.00	0.00		0.00
	Hilly areas.	Rs.1290/Sq.m	do		0.00	0.00	0.00		0.00
	(i) Tubular structure	Rs. 935/Sq.m (>500 Sq. m up to 1008 Sq. m)	50% of the cost limited to 4000 Sq.m per beneficiary.		0.00	0.00	0.00		0.00
	(i) Tubular structure	Rs. 890/Sq. m (>1008 Sq.m up to 2080 Sq. m)	50% of the cost limited to 4000 Sq.m per beneficiary.			0.00	0.00		0.00
	(i) Tubular structure	Rs. 844/Sq. m (>2080 Sq. m up to 4000 Sq. m)	50% of the cost limited to 4000 Sq.m per beneficiary.	9.30	392.46	235.48	156.98		
	c) Plastic Mulching								
	Plastic Mulching	Rs. 32,000/ha	50% of the total cost limited to 2 ha per beneficiary.	7998	1279.74	767.85	511.90	1343	228.69
	Plastic Mulching	Rs. 36,800/ha for hilly areas	50% of the total cost limited to 2 ha per beneficiary.		0.00	0.00	0.00		0.00
	d) Shade Net House								
	i) Tubular structure	Rs. 710/Sq.m	50% of cost limited to 4000 Sq.m per beneficiary.	20.00	710.00	426.00	284.00	11.52	487.21

29/5

	e) Anti Bird/Anti Hail Nets	Rs.35/- per Sq.m	50% of cost limited to 5000 Sq.m per beneficiary.	797	264.36	158.62	105.74			
	f) Cost of planting material & cultivation of high value vegetables grown in poly house	Rs.140/Sq. m	50% of cost limited to 4000 Sq.m per beneficiary.	25.00	175.00	105.00	70.00	14.30	100.10	
	Cost of planting material & cultivation of high value Flowers	Rs.140/Sq. m	50% of cost limited to 4000 Sq.m per beneficiary.		0.00	0.00	0.00		0.00	
	g) Cost of planting material & cultivation of Orchid & Anthurium under poly house/shade net house.	Rs. 700/Sq.m	50% of cost limited to 4000 Sq. m per beneficiary.			0.00	0.00	1.60	50.28	
	h) Cost of planting material & cultivation of Carnation & Gerbera under poly house/shade net house.	Rs. 610/Sq.m	50% of cost limited to 4000 Sq. m per beneficiary.	3.00	91.50	54.90	36.60	3.56	108.55	
	i) Cost of planting material & cultivation of Rose and lilum under poly house/shade net house	Rs. 426/Sq.m	50% of cost limited to 4000 Sq. m per beneficiary.	20.00	426.00	255.60	170.40	15.57	366.04	
	Chrysanthimum									
	Sub-total protected cultivation			8872.70	3339.06	2003.44	1335.63	1389.12	1340.87	
8	Pollination support through beekeeping									
	Production of nucleus stock (Public sector)	Rs. 20.00 lakh	100% of the cost.		0.00	0.00	0.00		0.00	
	Production of bee colonies by bee breeder	Rs. 10.00 lakh	40% of cost for producing min. of 2000 colonies / year		0.00	0.00	0.00		0.00	
	Honey bee colony	Rs.2000/colony of 8 frames	40% of cost limited to 50 colonies / beneficiary.	10000	80.00	48.00	32.00			
	Hives	Rs 2000/ per hive.	40% of cost limited to 50 colonies / beneficiary.	10000	80.00	48.00	32.00			
	Equipment including honey extractor (4 frame), food grade container (30 kg), net, etc.	Rs. 20,000/set	40% of the cost limited to one set per beneficiary.	200	16.00	9.60	6.40			
	Sub-total			20200.00	176.00	105.60	70.40	0.00	0.00	
9	Horticulture Mechanization									
	i) Tractor (upto 20 PTO HP)	3.00 lakh/unit	25% of cost, subject to a maximum of Rs. 0.75 lakh/unit for general category farmers, and in the case if SC, ST, Small & Marginal famers, women farmers and beneficiaries in NE states, 35% of cost, subject to a maximum of Rs. 1.00 lakh per unit.	160	120.00	72.00	48.00			
	ii) Power Tiller									
	a) Power tiller (below 8 BHP) (General Category)	1.00 lakh per unit	Subject to a maximum of Rs.0.40 lakh/unit for general category farmers, and in the case if SC, ST, Small & Marginal farmers, women farmers and beneficiaries in NE states, subject of a maximum of Rs. 0.50 lakh/unit.	121	48.40	29.04	19.36		0.00	

Subtotal
2915


b) Power tiller (8 BHP & above) (General Category)	1.50 lakh per unit	Subject to a maximum of Rs.0.60 lakh/unit for general category farmers, and in the case if SC, ST, Small & Marginal farmers, women farmers and beneficiaries in NE states, subject of a maximum of Rs. 0.75 lakh/unit.	78	46.80	28.08	18.72			
c) Plastic mulch laying machine	0.70 lakh per unit	Subject to a maximum of Rs.0.28 lakh/unit for general category farmers, and in the case if SC, ST, Small & Marginal farmers, women farmers and beneficiaries in NE states, subject of a maximum of Rs. 0.35 lakh/unit.		0.00	0.00	0.00		0.00	
1) General	-do-	-do-	20	5.60	3.36	2.24			
2) SC & ST, SF/MF	-do-	-do-		0.00	0.00	0.00			
Power Knapsack sprayer/power operated Taiwan sprayer (16 lts Capcity)									
a) General	0.20 lakh per unit	Subject to a maximum of Rs.0.08 lakh/unit for general category farmers, and in the case if SC, ST, Small & Marginal farmers, women farmers and beneficiaries in NE states, subject of a maximum of Rs. 0.10 lakh/unit	3019	241.52	144.91	96.61			
b) SC/ ST etc	0.20 lakh per unit	Subject to a maximum of Rs.0.08 lakh/unit for general category farmers, and in the case if SC, ST, Small & Marginal farmers, women farmers and beneficiaries in NE states, subject of a maximum of Rs. 0.10 lakh/unit		0.00	0.00	0.00			
Tractor Mounted /operated sprayer (Below 20HP)									
a) General	0.20 lakh per unit	Subject to a maximum of Rs. 0.08 lakh/unit for general category farmers, and in the case if SC, ST, Small & Marginal farmers, women farmers and beneficiaries in NE states, subject of a maximum of Rs. 0.10 lakh/unit.	40	3.20	1.92	1.28			
b) SC/ ST etc	0.20 lakh per unit	Subject to a maximum of Rs. 0.08 lakh/unit for general category farmers, and in the case if SC, ST, Small & Marginal farmers, women farmers and beneficiaries in NE states, subject of a maximum of Rs. 0.10 lakh/unit.		0.00	0.00	0.00			
Tractor Mounted /operated sprayer (Above 35HP)									
a) General	1.26 lakh per unit	40% of cost, subject to a maximum of Rs. 0.50 lakh/unit for general category farmers, and in the case if SC, ST, Small & Marginal famers, women farmers and beneficiaries in NE states, 50% of cost, subject to a maximum of Rs. 0.63 lakh per unit.	80	40.00	24.00	16.00			

29/5

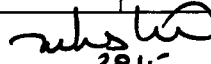
	Sub-total			3518	505.52	303.31	202.21	0.00	0.00	
	Technology Dissemination through demonstration/ Front Line Demonstration (FLD)	Rs. 25.00 lakh	75 % of cost in farmers' field and 100% of cost in farms belonging to Public Sector, SAUs etc. No change	6	150.00	90.00	60.00		0.00	Project to be submitted (private Sector)
10	Human Resource Development (HRD)									
	Skill Development				0.00	0.00	0.00		0.00	Rs.16420/ farmer for 200 hours training (100%of the cost)
	HRD for Supervisors & Entrepreneurs	Rs. 20.00 lakh / unit	100% of the cost in first year. In subsequent years, cost of infrastructure not to be claimed.		0.00	0.00	0.00		0.00	
	HRD for Gardeners	Rs. 15.00 lakh / unit	100% of the cost.		0.00	0.00	0.00		0.00	
	Training of farmers									
	Within the State	Rs. 1000/day per farmer including transport	100% of the cost.	15189	151.89	91.13	60.76		0.00	
	Outside the state	Project based as per actual.	100% of the cost.	6		0.00	0.00		0.00	
	(e) Exposure visit of farmers									
	Outside the State	Project based as per actual.	100% of the cost.	2452	153.25	91.95	61.30		0.00	
	Outside India	Rs. 4.00 lakh / participant	Project Based. 100% of air/rail travel cost.		0.00	0.00	0.00		0.00	Project to be submitted
	Training / study tour of technical staff/ field functionaries									
	Within the State	Rs.300/day per participant plus TA/DA, as admissible	100% of the cost.	1200	12.00	7.20	4.80			Detailed breakup to be submitted
	Study tour to progressive States/ units (group of minimum 5 participants)	Rs.800/day per participant plus TA/DA, as admissible	100% of the cost.	572	11.44	6.86	4.58			Detailed breakup to be submitted
	Outside India	Rs. 6.00 lakh / participant	100% of the cost on actual basis.	3	12.00	7.20	4.80		0.00	Project to be submitted
	Sub-total			19422.00	340.58	204.35	136.23	0	0.00	
11	INTEGRATED POST HARVEST MANAGEMENT									
	Pack house / On farm collection & storage unit	Rs. 4.00 lakh/unit with size of 9Mx6M	50% of the capital cost.	1098	2196.00	1317.60	878.40	885	1770.00	Minutes of SLEC meeting to be submitted along with details of beneficiaries, localton, etc to facilitate release of funds.
	Integrated pack house with facilities for conveyer belt, sorting, grading units, washing, drying and weighing.	Rs. 50.00 lakh per unit with size of 9Mx18M	Credit linked back-ended subsidy @ 35% of the cost of project in general areas and 50% of cost in case Hilly & Scheduled areas, per beneficiary.							9mx9m
	a) General Area	Rs. 50.00 lakh per unit with size of 9Mx18M	Credit linked back-ended subsidy @ 35% of the cost of project in general areas and 50% of cost in case Hilly & Scheduled areas, per beneficiary.	6	105.00	63.00	42.00			
	b) Hilly Area	Rs. 50.00 lakh per unit with size of 9Mx18M	Credit linked back-ended subsidy @ 35% of the cost of project in general areas and 50% of cost in case Hilly & Scheduled areas, per beneficiary.		0.00	0.00	0.00		0.00	

Handwritten signature and date: 2015

Cold room (staging)	Rs. 15.00 lakh/ unit of 30 MT capacity	Credit linked back-ended subsidy @ 35% of the cost of project in general areas and 50% of cost in case Hilly & Scheduled areas, per beneficiary.	20	105.00	63.00	42.00	2	10.50	
Cold Storage (Construction, Expansion and Modernisation)									
i) Cold storage units Type 1 - basic mezzanine structure with large chamber (of >250 MT)									
a) General Area	Rs. 8,000/MT, (max 5,000 MT capacity)	Credit linked back-ended subsidy @ 35% of the cost of project in general areas and 50% of cost in case Hilly & Scheduled areas, per beneficiary.	15	2100.00	1260.00	840.00	4	1050.00	
b) Hilly Area	Rs. 8,000/MT, (max 5,000 MT capacity)	Credit linked back-ended subsidy @ 35% of the cost of project in general areas and 50% of cost in case Hilly & Scheduled areas, per beneficiary.		0.00	0.00	0.00		0.00	
Technology induction and modernisation of cold-chain									
a) General Area	Max Rs. 250.00 lakh for modernization of PLC equipment, packaging lines, dock levelers, advanced graders, alternate technologies, stacking systems,	Credit linked back-ended subsidy @ 35% of the cost of project in general areas and 50% of cost in case Hilly & Scheduled areas, per beneficiary.	15	622.50	373.50	249.00		0.00	For modernization of refrigeration and insulation for 5 units + Alternate technology for 10 units
b) Hilly Area	Max Rs. 250.00 lakh for modernization of PLC equipment, packaging lines, dock levelers, advanced graders, alternate technologies, stacking systems,	Credit linked back-ended subsidy @ 35% of the cost of project in general areas and 50% of cost in case Hilly & Scheduled areas, per beneficiary.		0.00	0.00	0.00		0.00	Project to be submitted
C.A/M.A. Storage units -	Rs. 32,000/ MT for 5000 MT capacity	Credit linked back-ended subsidy @40% of the cost of project in General areas.		0.00	0.00	0.00		0.00	
Refer vans/ containers (general areas)									
a) General Area	Rs. 26.00 lakh for 9 MT (NHM & HMNEH), and prorata basis for lesser capacity, but not below 4 MT.	Credit linked back-ended subsidy @ 35% of the cost of project in general areas and 50% of cost in case of Hilly & Scheduled areas, per beneficiary.		0.00	0.00	0.00			Project to be submitted
b) Hilly Area	Rs. 26.00 lakh for 9 MT (NHM & HMNEH), and prorata basis for lesser capacity, but not below 4 MT.	Credit linked back-ended subsidy @ 35% of the cost of project in general areas and 50% of cost in case of Hilly & Scheduled areas, per beneficiary.		0.00	0.00	0.00			Project to be submitted
Ripening chamber project in general areas	Rs. 1.00 lakh/MT.	-do-	13	273.00	163.80	109.20			Project to be submitted
Ripening chamber project in Hilly areas	Rs. 1.00 lakh/MT.	-do-		0.00	0.00	0.00			
Evaporative / low energy cool chamber (8 MT)	Rs. 5.00 lakh/unit	50% of the total cost.		0.00	0.00	0.00			Minutes of SLEC meeting to be submitted along with details of beneficiaries, location, etc to facilitate Project to be submitted
Primary/ Mobile / Minimal processing unit									


 29/5

	a) General Area	Rs. 25.00 lakh/unit.	Credit linked back-ended subsidy @ 40% of the capital cost of project in general areas and 55% in case of Hilly & Scheduled areas, per beneficiary.	60	600.00	360.00	240.00			
	Sub-total			1227.00	6001.50	3600.90	2400.60	891.00	2830.50	
12	ESTABLISHMENT OF MARKETING INFRASTRUCTURE FOR									
	Rural Markets/ Apni mandies/Direct markets									
										Project to be submitted
	a) General Area	Rs. 25.00 lakh	Credit linked back-ended subsidy @ 40% of the capital cost of project in general areas and 55% in case of Hilly & Scheduled areas, per beneficiary.	20	200.00	120.00	80.00	4	40.00	Project to be submitted
	b) Hilly Area	Rs. 25.00 lakh	Credit linked back-ended subsidy @ 40% of the capital cost of project in general areas and 55% in case of Hilly & Scheduled areas, per beneficiary.		0.00	0.00	0.00		0.00	Project to be submitted
	Retail Markets/ outlets (environmentally controlled)									
	a) General Area	Rs. 15.00 lakh /unit	Credit linked back-ended subsidy @ 35% of the capital cost of project in general areas and 50% in case of Hilly & Scheduled areas, per beneficiary.	1	5.25	3.15	2.10		0.00	Minutes of SLEC meeting to be submitted along with details of beneficiareis, locaiton, etc to facilitate release of funds.
	Functional Infrastrucure for:									
	Collection, sorting/ grading, packing units etc.									
	a) General Area	Rs.15.00 lakh	Credit linked back-ended subsidy @ 40% of the capital cost of project in general areas and 55 % in case of Hilly & Scheduled areas, per beneficiary.	25.00	150.00	90.00	60.00	6.00	36.00	
	Sub-total			46.00	355.25	213.15	142.10	10.00	76.00	
	SPECIAL INTERVENTIONS									
	Innovative interventions not covered under any GOI schemes	10% of outlay	50% of cost, based on project proposal.			0.00	0.00			
	Chilli value chain development, Banana Cluster development, Soices value chain development	10% of outlay	50% of cost, based on project proposal.		1300.00	780.00	520.00		155.10	
	Tackling of emergent /unforeseen requirements of SHMs	Rs.20.00 lakh	50% of cost, based on project proposal.			0.00	0.00		0.00	Covid 19 issues - PHM activities, Marketing, Transport ec.
	Sub-total				1300.00	780.00	520.00	0.00	155.10	
13	Mission Management									
	State & Districts Mission Offices and implementing agencies for administrative expenses, project, preparation, computerization, contingency etc.	5% of total annual expenditure on the basis of appraised needs to State Horticulture Mission (SHM) / implementing Agencies	100% assistance.		1000.00	600.00	400.00			


 29/5