

F. No. 33-27/2016-MIDH (AAP)
Government of India
Ministry of Agriculture & Farmers Welfare
Department of Agriculture, Cooperation & Farmers Welfare
(Horticulture Division)

Room No 434
Krishi Bhawan, New Delhi-1
Dated: 22nd November, 2016

To

Additional Director of Agriculture (Horticulture)
Union Territory of Puducherry
Botanical Garden, Puducherry-605 001

Subject: Proposal for inter-component changes of the targets under approved components for Puducherry under MIDH for the year 2016-17 – reg.

Sir,

I am directed to refer to your Letter No. 2495/Agri/Dte/NHM/2016-17 dated 22.07.2016 on the subject cited above and to convey the approval of competent authority for inter-component changes in physical targets in Annual Action Plan (AAP) 2016-17 as under:

Rs. in Lakh

S.NO	Activities	Unit	Phy Target		Diff	Financial Outlay		Diff	%
			Old	Rev		Old	Rev		
1	Nursery and planting Materials	No.	0	0.0	0	0	0.0	0	0.0
2	Est. of new gardens / Area Exp.	Ha.	136	129.0	-7	25	25.2	0	25.2
3	Mushroom	Ha.	1	3.0	2	4	20.0	16	20.0
4	Maintenances 1 & 2 Year	No.	16	16.0	0	0	0.5	0	0.5
5	Rejuvenation/ replanting	Ha.	0	0.0	0	0	0.0	0	0.0
6	Creation of Water resources	No.	0	0.0	0	0	0.0	0	0.0
7	Protected cultivation	Ha.	10.3	10.3	0	12	12.9	1	12.9
8	Promotion of IPM/INM	Ha.	0	0.0	0	0	0.0	0	0.0
9	Adoption of Org Farm	Ha.	0	0.0	0	0	0.0	0	0.0
11	Centre of Excellence	No.	0	0.0	0	0	0.0	0	0.0
12	Beekeeping	No.	210	210.0	0	2	2.4	0	2.4
13	Horticulture Mechanization	No.	0	0.0	0	0	0.0	0	0.0
14	FLD	No.	0	0.0	0	0	0.0	0	0.0
15	Human Resource Development	No.	260	260.0	0	12	12.0	0	12.0
16	Post Harvest Management	No.	0	2.0	2	25	7.3	-18	7.3
17	Markets		0	1.0	1	5	5.3	0.3	5.3
18	Awareness, survey, Spl. Int. etc.		3.0	3.0	0	2	2.4	0	2.4
19	Mission Management		1	1	0	8	8	0	8.1
20	Institutional Strengthening		1.0	1.0	0	4	4.0	0	4.0
	G. Total		638.3	636.3	-2	100.00	100	0	100.0

2. There is no change in the Financial Outlay.

3. It is requested that revised AAP may be implemented as per the provisions and norms of the NHM scheme. Revised AAP 2016-17 as enclosed is being uploaded on the NHM website.

Yours faithfully,




(M.K. Mishra)

Under Secretary (MIDH)

Ph. No. 011-23074238


Email: mrityunjaya.m@nic.in



Dt - 22-11-16

ANNUAL ACTION PLAN PUDUCHERRY: 2016-17									
S.NO	Activities	Unit	Phy Target		Diff	Financial		Diff	%
			Old	Rev		Old	Rev		
1	Nursery and planting Materials	No.	0	0	0	0	0.0	0	0.0
2	Establishment of new gardens / Area Expansion	Ha.	136	129	-7	25	25.2	0	25.2
3	Mushroom	Ha.	1	3	2	4	20.0	16	20.0
4	Maintenances 1 & 2 Year	No.	16	16	0	0	0.5	0	0.5
5	Rejuvenation/ replanting	Ha.	0	0	0	0	0.0	0	0.0
6	Creation of Water resources	No.	0	0	0	0	0.0	0	0.0
7	Protected cultivation	Ha.	10.3	10	0	12	12.9	1	12.9
8	Promotion of IPM/INM	Ha.	0	0	0	0	0.0	0	0.0
9	Adoption of Org Farm + Vermi compost Units	Ha.	0	0	0	0	0.0	0	0.0
11	Centre of Excellence	No.	0	0	0	0	0.0	0	0.0
12	Beekeeping	No.	210	210	0	2	2.4	0	2.4
13	Horticulture Mechanization	No.	0	0	0	0	0.0	0	0.0
14	FLD	No.	0	0	0	0	0.0	0	0.0
15	Human Resource Development (HRD)	No.	260	260	0	12	12.0	0	12.0
16	Post Harvest Management	No.	0	2	2	25	7.3	-18	7.3
17	Markets		0	1	1	5	5.3	0	5.3
18	Awareness, survey, Special Intervention etc.		3	3	0	2	2.4	0	2.4
19	Mission Management		1	1	0	8	8	0	8.1
20	Institutional Strengthening		1	1	0	4	4.0	0	4.0
	G. Total		638.3	636.3	-2	100	100	0	100.0

Subs HD
22/11/2016




Component wise details for Physical Target and Financial outlay approved for implementation of NHM Programmes during 2016-17 Puducherry							
Action Plan 2016-17							
S. No	Activity	Maximum permissible	Pattern of Assistance	Phy Target	Fin. Outlay	Spill over	Remarks
						Fin. Outlay	
	Plantation Infrastructure and Development						
	Establishment of new gardens / Area Expansion						
	Fruit crops other than cost intensive crops using normal spacing (for a maximum area of 4 ha per beneficiary)						
	Fruits - Perennials						
	(a) Cost intensive crops						
	(iii) Banana (sucker)						
	a) Integrated package with drip irrigation.	Rs. 2,00 lakh/ha	Maximum of Rs. 0.80 lakh/ha (40% of the cost) for meeting expenditure on planting material, drip irrigation and cost of material for INM/PPM, in 2 installations (75:25).		0.00		
	b) Without integration	Rs. 87,500/ha	Maximum of Rs. 0.35 lakh/ha (40% of cost) for meeting the expenditure on planting material and cost of INM/PPM in 2 installations (75:25). For (a) and (b) above, in the case of TSP areas, Andaman & Nicobar and Lakshadweep Islands, assistance will be @ 50% of cost in 2 installations.	23	4.69		2m x 2m spacing
	Sub total				23.00	4.69	
	Maintenance without integration						
	1st Year						
	Sub total maintenance				0.00	0.00	
	v) Banana (TC)						
	a) Integrated package with drip irrigation.	Rs. 3,00 lakh/ha	Maximum of Rs. 1.20 lakh/ha (40 % of cost) for meeting the expenditure on planting material and cost of material for drip system, INM/PPM etc., in 2 installations (75:25).		0.00		
	b) Without integration	Rs. 1,25 lakh/ha	Max. of Rs. 0.50 lakh per ha (40% of cost) for meeting the expenditure on planting material and cost of INM/PPM in 2 installations (75:25). For (a) and (b) above, in the case of TSP areas, Andaman & Nicobar and Lakshadweep Islands, assistance will be @ 50% of cost in 2 installations (75:25).	10	3.07		1.8 M x 1.8 M spacing
	Sub total				10.00	3.07	
	Maintenance without integration						
	1st Year						
	Sub total maintenance				0.00	0.00	
	vii) Papaya						
	a) Integrated package with drip irrigation.	Rs. 2,00 lakh/ha	Maximum of Rs. 0.80 lakh/ha (40% of the cost) for meeting expenditure on planting material, drip irrigation and cost of material for INM/PPM, in 2 installations (75:25).		0.00		
	b) Without integration	Rs. 60,000/ha	Maximum of Rs. 0.30 lakh/ha (50 % of cost) for meeting the expenditure on planting material and cost of INM/PPM in 2 installations (75:25).	1.0	0.22		1.8 M x 1.8 M spacing
	Sub total				1.00	0.22	
	Maintenance without integration						
	1st Year						
	Sub total				1.00	0.00	

22/11/2016

0487

2nd year								0.00	
	Sub total maintenance							0	
	(x) High density planting (mango, guava, litchi, pomegranate, apple, citrus etc)							0.00	
	a)	Integrated package with drip irrigation	Rs. 1.50 lakh/ha	Maximum of Rs. 0.60 lakh per ha. (40% of cost) for meeting the expenditure on planting material, cost of drip system, INM/IPM, canopy management etc. in 3 instalments of 60:20:20 subject to survival rate of 75% in 2nd year and 90% in 3 rd year.				0.00	
	b)	Without integration (includes mango, guava and pomegranate)	Rs. 1.00 lakh/ha.	Maximum of Rs. 0.40 lakh/ha (40% of the cost) for meeting the expenditure on planting material and cost of INM/IPM in 3 instalments (60:20:20). For (a) and (b) above, in the case of TSP areas, Andaman & Nicobar and Lakshadweep Islands, assistance will be @ 50% of cost in 3 instalments of 60:20:20 subject to survival rate of 75% in 2nd year and 90% in 3 rd year.				0.00	
		Mango				1.0		0.24	
		Guava				2.0		0.48	
		Sub total				3.00		0.72	
	(b) Fruit crops other than cost intensive crops using normal spacing							0.00	
	a)	Integrated package with drip irrigation	Rs. 1.00 lakh/ha	Maximum of Rs. 0.40 lakh/ha. (40% of cost) for meeting the expenditure on planting material, cost of drip system, INM/IPM, canopy management etc in 3 instalments of 60:20:20 subject to survival rate of 75% in 2nd year & 80% in 3rd year for perennial crops and for non perennial crops in 2 instalments of 75:25				0.00	
	b)	Without integration	Rs. 60,000/ha	Maximum of Rs. 0.30 lakh/ha (50 % of cost) for meeting the expenditure on planting material and cost of INM/IPM in 3 instalments of 60:20:20.				0.00	
		Guava				10		1.15	
		Mango				5		0.38	
		Lemon				3		0.49	
		Sapota				3		0.40	
		Pomegranate				2		0.29	
		Sub total				23.00		2.71	
	Maintenance without integration							0.00	
	1st Year							0.00	
	2nd Year							0.00	
	Fruits perennials					16		0.49	
	Sub total Maintenance					16.00		0.49	
	Vegetable (For maximum area of 2 ha per beneficiary)							12.60	
		Hybrid	Rs.50,000/ ha	40% of cost in general areas		63		12.60	
	Sub-total					63.00		12.60	
3	Flowers (For a maximum of 2 ha per beneficiary)							0.60	
		Bulbous flowers						0.00	
		Small & Marginal Farmers	Rs. 1.50 lakh/ha	40 % of the cost		1.00		0.60	
		Other farmers	do	25% of cost				0.00	
		Loose Flowers						0.00	
		Small & Marginal Farmers	Rs. 40,000/ha	40% of cost		0.0		0.00	
		Other farmers	do	25% of cost				0.00	
	Sub-total flowers					1.00		0.60	
4	Spices (For a maximum area of 4 ha per beneficiary)							0.60	
		Seed spice and Rhizomatic spices	Rs.30,000/ha	Maximum of Rs. 12,000/- per ha. (40% of cost) for meeting the expenditure on planting material and cost of material for INM/IPM etc)		5		0.60	


 27/11/2016

Perennial spices (black pepper)	Rs. 50,000/ha		Maximum of Rs. 20,000/- per ha (@40% of cost) for meeting the expenditure on planting material and cost of material for INM/IFM etc. For (i) and (ii) above, in the case of TSP areas, Andaman and Lakshadweep Islands, assistance will be @ 50% of cost.			0.00		
Sub-total spices						5.00	0.60	
Aromatic Plants (For a maximum area of 4 ha per beneficiary)								
(a) Cost intensive aromatic plants	Rs. 1,00,000/ha		40% of cost, subject to a maximum of Rs. 40,000/- per ha, for meeting the expenditure on planting material and cost of material for INM/IFM etc.				0.00	
(b) Other aromatic plants	Rs. 40,000/ha		40% of cost, subject to a maximum of Rs. 16,000/- per ha, for meeting the expenditure on planting material and cost of material for INM/IFM etc. For (i) and (ii) above, in the case of TSP areas, Andaman & Nicobar and Lakshadweep Islands, assistance will be @ 50% of cost.				0.00	
Sub-total aromatics							0.00	
Plantation crops (for a maximum area of 4 ha per beneficiary)								
Cashew								
a) Integrated package with drip irrigation	Rs. 1,00 lakh/ha		Rs. 0.40 lakh per ha (40% of cost) for meeting the expenditure on planting material and cost of material for drip system, INM/IFM etc) in 3 installments of 60:20:20 subject to survival rate of 50% in second year and 90% in third year.				0.00	
b) Without integration	Rs. 50,000/ha		Rs. 0.20 lakh per ha (40% of cost) for meeting the expenditure on planting material and cost of material for INM/IFM-in 3 installments of 60:20:20 subject to survival rate of 75% in second year and 90% in third year for a maximum area of 4 ha per beneficiary. For (a) and (b) above, in the case of TSP areas, Andaman & Nicobar and Lakshadweep Islands assistance will be @ 50% of cost in 3 installments.			0	0.00	
Sub-total						0.00	0.00	
Sub-total Maintenance								
Grand Total Area Expansion						129.00	25.21	
Mushrooms						16.00	0.49	
Production unit								
Public Sector	Rs. 20.00 lakh/ unit		100% of the cost.				0.00	
Private Sector	Rs. 20.00 lakh/ unit		40% of cost for private sector, for meeting the expenditure on infrastructure, as credit linked back ended subsidy.		2.0		14.00	
Spawn making unit								
Public Sector	Rs. 15 lakh/ unit		100% of the cost.				0.00	
Private Sector	Rs. 15 lakh/ unit		40% of cost for private sector, for meeting the expenditure on infrastructure, as credit linked back ended subsidy.		1.0		6.00	
Compost making unit								
Public Sector	Rs. 20.00 lakh/ unit		100% of the cost.				0.00	
Private Sector	Rs. 20.00 lakh/ unit		40% of cost for private sector, for meeting the expenditure on infrastructure, as credit linked back ended subsidy.		0.0		0.00	
Sub-total mushrooms						3.00	20.00	
5								
(b) Naturally ventilated system								
(i) Tubular structure	Rs. 1060/Sq.m (up to 500 Sq. m)		50% of the cost limited to 4000 Sq.m per beneficiary.				0.00	
(ii) Tubular structure	Rs. 935/Sq.m (~500 Sq. m up to 1008 Sq. m)		50% of the cost limited to 4000 Sq.m per beneficiary.		0.20		9.34	


Sub-Total
22/11/2015

06 8 07

c) Plastic Mulching	Plastic Mulching	Rs. 32,000/ha	50% of the total cost limited to 2 ha per beneficiary.	10	1.60	
	Plastic Mulching	Rs. 36,800/ha for hilly areas	50% of the total cost limited to 2 ha per beneficiary.		0.00	
	e) Anti Bird/Anti Hail Nets	Rs. 35/- per Sq.m	50% of cost limited to 5000 Sq.m per beneficiary.	0.00	0.00	
	f) Cost of planting material & cultivation of high value vegetables grown in poly house	Rs. 140/Sq. m	50% of cost limited to 4000 Sq.m per beneficiary.		0.00	
	g) Cost of planting material & cultivation of Orchid & Anthurium under poly house/shade net house.	Rs. 700/Sq.m	50% of cost limited to 4000 Sq. m per beneficiary.		0.00	
	h) Cost of planting material & cultivation of Carnation & Gerbera under poly house/shade net house.	Rs. 610/Sq.m	50% of cost limited to 4000 Sq. m per beneficiary.		0.00	
	i) Cost of planting material & cultivation of Rose and lilium under poly house/shade net house.	Rs. 426/Sq.m	50% of cost limited to 4000 Sq. m per beneficiary.	0.10	2.00	
	Sub-total protected cultivation			10.30	12.94	
8	Pollination support through beekeeping					
	Production of nucleus stock (Public sector)	Rs. 20.00 lakh	100% of the cost		0.00	
	Production of bee colonies by bee breeder	Rs. 10.00 lakh	40% of cost for producing min. of 2000 colonies / year		0.00	
	Honey bee colony	Rs. 2000/colony of 8 frames	40% of cost limited to 50 colonies / beneficiary.	100	0.80	
	Hives	Rs. 2000/- per hive.	40% of cost limited to 50 colonies / beneficiary.	100	0.80	
	Equipment including honey extractor (4 frame), food grade container (30 kg), net, etc.	Rs. 20,000/set	40% of the cost limited to one set per beneficiary.	10	0.80	
	Sub-total			210.00	2.40	
10	Human Resource Development (HRD)					
	HRD for Supervisors & Entrepreneurs	Rs. 20.00 lakh / unit	100% of the cost in first year. In subsequent years, cost of infrastructure not to be claimed.		0.00	
	HRD for Gardeners	Rs. 15.00 lakh / unit	100% of the cost		0.00	
	Training of farmers					
	Within the State	Rs. 1000/day per farmer including transport	100% of the cost	200	2.00	programme will be submitted
	Outside the state	Project based as per actual.	100% of the cost	0	0.00	
	(e) Exposure visit of farmers					
	Outside the State	Project based as per actual	100% of the cost	30	4.00	Calendar of training programme will be submitted
	Outside India	Rs. 4.00 lakh / participant	Project Based. 100% of air/rail travel cost.		0.00	
	Within the State					
	Training / study tour of technical staff/ field functionaries					
	Within the State	Rs. 300/day per participant plus TA/DA as admissible	100% of the cost		0.00	
	Study tour to progressive States/ units (group of minimum 5 participants)	Rs. 800/day per participant plus TA/DA as admissible	100% of the cost	30	6.00	
	Outside India	Rs. 6.00 lakh / participant	100% of the cost on actual basis.		0.00	
	Sub-total			260.00	12.00	
II	INTEGRATED POST HARVEST MANAGEMENT					
	Pack house / On farm collection & storage unit	Rs. 4.00 lakh/unit with size of 9Mx6M	50% of the capital cost.	1	2.00	
	Cold room (staging)	Rs. 15.00 lakh/ unit of 30 MT capacity	Credit linked back-ended subsidy @ 35% of the cost of project in general areas and 50% of cost in case hilly & Scheduled areas. per beneficiary.	1	5.25	
	Sub-total			2.00	7.25	
12	ESTABLISHMENT OF MARKETING INFRASTRUCTURE FOR HORTICULTURAL PRODUCE					
	Retail Markets/outlets (environmentally controlled)					

Subtotal
27/11/2016

a) General Area	Rs. 15.00 lakh /unit	Credit linked back-ended subsidy @ 35% of the capital cost of project in general areas and 50% in case of Hilly & Scheduled areas, per beneficiary.	1	5.25			
Sub-total (Market)	FOOD PROCESSING		1.00	5.25			
Food processing units	Rs. 800 lakh/unit	Credit linked back ended capital investment assistance of 50% of cost in the States of J&K, Himachal and Uttarakhand		0.00			
Sub-total	SPECIAL INTERVENTIONS			0.00			
Innovative interventions not covered under any (GO) schemes	10% of outlay	50% of cost, based on project proposal.					
Tackling of emergent /unforeseen requirements of SHMs	Rs.20.00 lakh	50% of cost, based on project proposal.		0.00			
Sub-total				0.00			
1. Mission Management							
State & Districts Mission Offices and implementing agencies for administrative expenses, project, preparation, computerization, contingency etc.	5% of total annual expenditure on the basis of appraised needs to State Horticulture Mission (SHM) / Implementing Agencies	100% assistance.	1	8.06			
Institutional Strengthening, hire/purchase of vehicles, hardware/software	Project based	100% assistance.	1	4.00			
Seminars, conferences, workshops, exhibitions, Kisan Mela, horticulture shows, International level	Rs. 7.50 lakh per event.	100% of cost per event of 4 days, on pro rata basis.		0.00			
National level	Rs. 5.00 lakh per event	100% of cost per event of two days.		0.00			
State level	Rs. 3.00 lakh /event	100% assistance subject to a maximum of Rs.3.00 lakh per event of two days.	1	1.00			
District level	Rs. 2.00 lakh /event	100% assistance subject to a maximum of Rs.2.00 lakh per event of two days.		0.00			Project will be submitted
Exhibition and workshop for each MP both Lok Sabha and Rajya Sabha	Rs. 0.40 lakh/ block	100% of cost	1	0.40			
Information dissemination through publicity, printed literature etc and local advertisements	Rs. 1.00 lakh/ district	100% of Cost		0.00			
Development of technology packages in electronic form to be shared through IT network	Project based, subject to a ceiling of Rs. 50.00 lakh per annum/state	100% of cost	1	1.00			
Technical Support Group (TSG) at State Level for hiring experts/staff, studies, monitoring & concurrent evaluation/evaluation, mass media, publicity, video conference etc.	As per norms issued by SFAC.	As per norms issued by SFAC from time to time.					
Promotion of Farmer Producers Organization/ FPO/FIG Farmer Interest Groups of 15-20 farmers/20 ha, Growers Associations and the up with financial Institution and Adapters.	Rs. 100.00 lakh for large states, Rs. 50.00 lakh for small states and Rs. 25.00 lakh for very small states/ UTs.	100% of cost as one time grant on survey related activities.		0.00			
Baseline survey and Strengthening horticultural statistical data base							
Sub-total			5.00	14.46			
Grand Total			636.30	100.00			0.00


 29/11/2016

